



# 25th World Scout Jamboree Australian Contingent Newsletter 4

March 2023

## In This Edition

- [For Your Immediate Action](#)
- [Contingent Leader's Update](#)
- [Payments and Outstanding Fees](#)
- [Passports, Visas & Insurance Information](#)
- [Flight and Airline Updates](#)
- [Merchandise Update](#)
- [Health and Welfare Information](#)
- [Orientation Days & Future Newsletters](#)
- [Uniform](#)
- [Your Time in Seoul](#)
- [IST Update](#)
- [How to Access Workplace](#)



# For YOUR Immediate Action!

We know you're all busy, so we've created your very own **TO DO** list to make sure you have everything ticked off. Print it out and stick it on the fridge or in a place where you can see it easily.

Tick Once  
Complete

1

## Are your payments up to date?

Check the registration system, as we won't be booking your flights if you are not up to date.  
[registrations.international.scouts.com.au](https://registrations.international.scouts.com.au)

**All payments are NOW OVERDUE**

2

## Print out this newsletter and show it to your family

Don't miss the little details.

3

## Upload a scanned copy of your passport to the Registration System

If still not have uploaded a valid scanned copy of your passport, it is well past time this was due and you may not have a flight booked in your name.

### WE CANNOT BOOK YOUR FLIGHTS IF YOU DO NOT HAVE YOUR PASSPORT DETAILS IN THE REGISTRATION SYSTEM

If you don't have a valid passport **CONTACT US IMMEDIATELY:** [admin@wsj2023.scouts.com.au](mailto:admin@wsj2023.scouts.com.au)

4

## Apply for your K-ETA or Visa - Upload in OLEMS by 31 March 2023

Everyone travelling on an Australian Passport will need to apply for a Korean Electronic Travel Authorisation (K-ETA). Details on how to do this are on page 5.

If you are travelling on a passport other than an Australian Passport, you will need to investigate the visa requirements yourself and arrange for a visa ASAP. The Contingent Management Team are unable to provide you with any advice on visa requirements.

5

## Log into your Workplace Account

Youth Members should log into their account and Parents/Carers should log into their own account. Details on how to do this are on page 17.

6

## Check your Flights

Flights have now been uploaded onto the Travel Details page.

Check your flights now to ensure your departure and arrival points in Australia are correct and your flight timings all line up.

7

## OLEMS Updates

Check all your Dietary Requirements are correct and up to date

Check all your Medical and Medication details are correct and up to date

Check your airline meal has been selected appropriately for your dietary requirement. If required this must be update in OLEMS **before April 30**

8

## IST Members Only

Go to the IST Job Preference menu item in OLEMS **before April 10** and provide your top three IST Job Preferences.

# Contingent Leader's Update

G'day Everyone

Welcome to the Contingent's 4th Newsletter, the team has been working hard since our last newsletter in January and we are now only 118 Days out until the first plane leaves - this is getting very close.

I hope the excitement is building with so many key milestones happening, the arrival of your Akubra Hat and your Contingent Shirts and merchandise among them. The O-Days are set for next month, the first being in Perth, they are packed full of information you could need to thoroughly enjoy your Jamboree and there will be time for answering all your questions.



On 23 April the Executive are heading off to South Korea for 2 weeks to have final meetings with all of our suppliers as well as attending the final Heads of Contingent Meeting being held at the Jamboree site. At the Heads of Contingent Meeting, we hope to get more information regarding: Program, Food, and Camping Arrangements. We look forward to sharing these updates with you all at the O Days and in the final Newsletter. We will also be previewing the pre-Jamboree experience in Seoul and visiting all the activities planned for the Post Tour, so when you arrive everything will run smoothly, more on this later.

Our last Contingent Management Team meeting will be held in Melbourne to go over the contingent's plans in detail and ensure we have not missed anything.

I strongly encourage all youth members to engage and get to know one another on Workplace and all the Patrols to do your best to have one more face to face meeting. I know a lot of you have been having great fun getting to know each other on these Patrol activities, keep up the good work. This will help you on arrival into Seoul as you will know other people in your Patrol/Unit.

Any outstanding payments are now OVERDUE. We will not book your seat on a flight if you have not paid all your outstanding payments, so please check that you have paid all your payments. We will be assigning names to the seats in April. On a similar note we are unable to put you on the flight if you do not have a valid passport in OLEMS - so please ensure that you have updated your passport details.

Remember to keep your fitness levels up as the Korean summer is very demanding on your body especially with the amount of walking you will be doing.

Please take the time to read this newsletter clearly as there is a lot of information, I would recommend reading it 2 or 3 times and then pass it onto your parents to read. Our last newsletter will be out at the end of June with final details just before our departure.

Yours in Scouting

Stephen Smart

# Payments and Outstanding Fees


Everyone should have paid IN FULL by now.

There are still people who owe significant amounts. If you have any overdue payments, please rectify this NOW so as not to jeopardise your flight and membership of the Contingent.

You will not be allowed to depart Australia unless all of your fees have been paid and your balance in the application system is at \$0.

You can check your balance by logging into OLEMS <https://registrations.international.scouts.com.au/Login.asp> and checking the Status page.

Payment	Youth, Line Leaders & CMT	IST	IST Independent Travel	Due Date
<b>TOTAL</b>	<b>\$5,800</b>	<b>\$5,030</b>	<b>\$2,520</b>	<b>1 Feb 2023</b>

Receipts for your payments may be downloaded at any time from OLEMS. Go to the Status tab and click the printer icon  next to the receipt you would like to download/print.

Be aware as of 1 May 2023, the Withdrawal Fee increases:

Notification Received	Youth, Line Leaders & CMT	IST	IST Independent Travel
1 February 2023 to 30 April 2023	Amount Paid Less \$3500	Amount Paid Less \$2500	Amount Paid Less \$1850
On or after 1 May 2023	No refund	No refund	No refund



# Passports, Visas & Travel Authorisations

Everyone MUST have a passport to travel internationally, with 6 months validity BEYOND your return date to Australia. That date is 13 February 2024 for those not attending the Post Tour and 18 February 2024 for those who are attending the Post Tour.

If your VALID Passport details are not in OLEMS, please do so NOW. We cannot guarantee your flights without those details.

## Visas and Travel Authorisations

Australian citizens are required to hold a visa waiver to travel to South Korea. It is known as the K-ETA or Korea ETA (Korea Electronic Travel Authorisation). The document allows travellers from Australia (and several other countries) to enter the Republic of Korea visa-free.

The application can be found here:

[k-eta.go.kr/portal/apply/index.do?locale=EN](https://k-eta.go.kr/portal/apply/index.do?locale=EN) The waiver costs 10000 KRW (~\$AUD12) and is valid for 2 years.

The Passport details on your K-ETA and on your Passport MUST MATCH. If you are yet to apply for a Passport, do that NOW and don't apply for the K-ETA until your new Passport arrives.

If you are travelling on a passport other than an Australian passport, you may not be eligible for the Korea Electronic Travel Authorisation (K-ETA) visa waiver system.

If you are not travelling on an Australian passport, you will need to contact the relevant authorities to understand the visa requirements for the passport you are travelling on, we cannot provide any advice to you. Please do not delay in understanding your own requirements.

**Please ensure this is completed and uploaded to OLEMS on the Travel Details tab by 31 March 2023.**

Visas or other Travel Documents			
<i>You may be required to hold a visa or another form of entry permit, eg ESTA (for the US) etc, to enter the following Countries. If you do not require an entry document please specify the reason why not in the space provided, otherwise please list the Visa/Permit number. It is your responsibility to check if you need a visa or entry permit this will be dependent on your Nationality.</i>			
Country	Visa Type	Visa/Permit Number	Comments (if required)
South Korea	K-ETA	<input type="text"/>	<input type="text"/>

Once you have you K-ETA or visa enter the number here

If you do not need a K-ETA or visa enter the reason why not

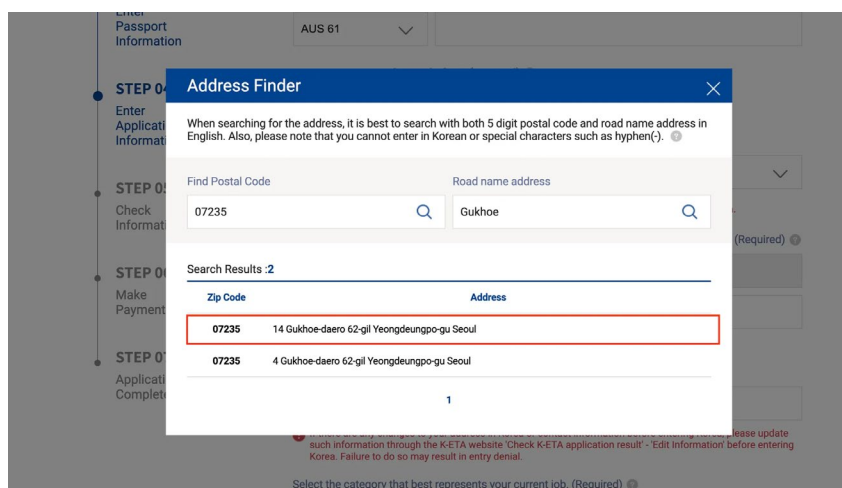
## Applying for a K-ETA

When applying for a K-ETA there are some specific details you will need to enter. Please make sure you use the following.

- Where it asked for Select the Purpose of your entry – use **Event** in the dropdown
- For the postcode, click on Find Postcode and enter **07235** and then in the address please enter Gukhoe and then click search and then select **07235 14, Gukhoe-daero 62-gil, Yeongdeungpo-gu, Seoul**
- Then below Please type **Korean Scout Association**
- For the phone number please enter **027331710**

The K-ETA website is not very user friendly and is not easy to use, unfortunately we don't have a choice as everyone needs one. Some users may find the app marginally easier to use, but it isn't straightforward either. Our advice is don't leave it to the last minute and make sure you have **plenty of time** and **patience** when you sit down to complete it.

Below are some screenshots for reference.



Select your purpose of entry. (Required) ?

Event

! If your purpose of entry changes before entering Korea, please check and correct the information.

Enter the address and contact information of where you will stay during your visit in Korea. (Required) ?

Find Postal Code 14 Gukhoe-daero 62-gil Yeongdeungpo-gu Seoul

THE KOREAN SCOUT ASSOCIATION

! If the address itself does not have details, please enter 'NONE'.

Please enter your contact number in Korea. (Required) ?

027331710

! If there are any changes to your address in Korea or contact information before entering Korea, please update such information through the K-ETA website 'Check K-ETA application result' - 'Edit Information' before entering Korea. Failure to do so may result in entry denial.

# Flights and Airline Updates

## Flight Update/Departure Details

All of our flights have been booked and your travel details are now uploaded to the online registration system!

It is extremely important you check your flights now to ensure we have your departure and arrival points in Australia correct and your flight timings all line up. If you believe there's an error then please send an email to David at [flights@wsj2023.scouts.com.au](mailto:flights@wsj2023.scouts.com.au). Only genuine errors will be fixed as we have no flexibility to change the airline you are flying on nor the date or timing of the flights.

Some Contingent members still don't have valid Passport details uploaded to the online registration system. Time is running out to get this sorted before the airline ticketing deadline - you **must rectify this urgently** or you may not be able to attend the Jamboree.

## Missed Planes

If you miss your plane from your departure location, this will be a huge inconvenience for us and at a huge cost to you!

If you do miss your flight or have any other major issues, contact the Transport Helpdesk (details will be issued later) to assist you to resolve the matter as best we can. Note, alternative flights will be at your cost and it may be very difficult to reunite you with the Contingent!

We will be listing and confirming all the departure meeting points and times in the final Newsletter, please note this may be in advance of the normal 3 hour international check-in window to allow us to process the Contingent and get everyone checked in and through customs and security.

Each flight will have a designated flight leader who will assist with coordination at each end of the trip. These people will be notified individually and provided with some further details about the specific flights and airports they are responsible for.

We won't be loading individual frequent flyer numbers against flights - don't worry though, you'll be able to do this after your flight via the airlines website.

Please also pay close attention to the luggage limitations discussed below. Even if you're a top-ranking Frequent Flyer with some airlines, all members are limited to the standard check in luggage limits due to our bus connections in Korea.

Flights from Australia are departing on July 28th and 29th with arrivals into Seoul from as early as July 28th and as late as the afternoon of July 30th. Returns to Australia for those NOT doing the Post Tour will depart Seoul on August 12th with arrival back into Australia spread over August 12th and 13th. Those on the Post Tour depart Seoul on August 16th with arrival into Australia spread over August 16th and 17th. Some regional Contingent members will be travelling outside of these dates along with those on the Food House Team.

## Airline Checked and Carry On Baggage

Reminder about baggage limitations.

### Checked Baggage

- The **Contingent Issued Travel Bag** is the **only** bag you are allowed to check in. You will only get one bag and this is all you are allowed to check in and it must be kept under 23kgs.
- If you turn up to the Airport with more than 1 bag to check in you will need to leave it in your home port.

- Remember you are likely to buy souvenirs and swap gear with Scouts you meet from other countries. Your bag must be kept under 23kg coming home too!

### Carry On Baggage


- The Contingent Issued Backpack is the only bag to be used as your Carry On Bag on all Flights during our trip. No other baggage will be allowed and the usual 7kg limit is in place too.

## Airline Meals

Our Logistics and Welfare teams have been working closely with the airlines to ensure meals that are offered to you will meet your dietary requirements. Unfortunately, as those of you who are seasoned travellers will know, the airline industry offers very limited dietary selection and even less when it comes to allergies.

The Welfare team has worked through everyone with an allergy or dietary requirement and have selected what is likely the best choice for you, these have now been entered into your application for you to review. Select "Airline Meals" from the left hand side menu in your application, you will then be able to review the menu meal/diet that has been selected. There is also a table explaining each option.

We must advise the airlines in mid May about any special meal requirements. Therefore we will be locking the flight meal option on **April 30th**.



Please ensure you have updated this section if required before then.



## Merchandise Update

By now you should have received two merchandise packages. One being your Akubra Hat and the other being your shirts and other merchandise.. If you have not received your hat or shirts yet, please email [merch@wsj2023.scouts.com.au](mailto:merch@wsj2023.scouts.com.au) with the Subject Line: Missing Hat or Missing Shirts

If you have any issues with your merchandise, for example, the sizes are incorrect, the wrong number of items were delivered, etc, please email [merch@wsj2023.scouts.com.au](mailto:merch@wsj2023.scouts.com.au) with the Subject Line: Merchandise Issue.

Your Travel Bag, Backpack, Drink Bottle will be handed out at your O-Day.



## Akubra Hats

If your hat does not fit you when it arrives or you have ordered the wrong size there will be an Exchange Form inside your hat box which you need to fill out and return with your hat to Akubra directly, at your cost. This is a process where you are dealing directly with Akubra and therefore the Contingent has no control over it.

## Merchandise from Red Oak (Shirts, Badges, Optional Merchandise)

If you find your shirts or bucket hat doesn't fit then the best option for you is to bring them with you to your O-Day where the Contingent has a small number of spares they may be able to swap with you or you may be able to swap with others in the room with the same issue.



# Health and Welfare Information

## Personal First Aid Kit

We will be managing first aid within the lines, so please make sure you bring along a small personal first aid kit to look after your own minor bumps and scrapes. Things to consider for your kit are:

- Throat lozenges
- Blister care
- Band aids
- Small bandage
- Gauze and saline to wash cuts
- Antiseptic (Salon Type Cream)

## Medications

### Over The Counter Medications

(eg paracetamol/nurofen/anti-histamines etc)

You are obligated to have:

- Medication in original box/packaging

### Prescription Medication

(eg blood pressure/high cholesterol/blood thinners/EpiPens etc)

You are obligated to have:

- Letter from GP/Treating Specialist detailing dose, route, indication (typically a diagnosis)
- Medication in original box/packaging

### Medication Visa Medication

(eg, strong pain killers and psychoactive medication)

You are obligated to have:

- Letter from GP/Treating Specialist detailing dose, route, indication (typically a diagnosis)
- Prescription (where possible, we understand some pharmacies keep these and you have no access to them)
- Medication in original box/packaging

Also consider a small supply of panadol/nurofen, antihistamines, foot creams and travel sickness tablets for personal use. The contingent is not able to supply these for you in Korea - if you need it, please bring it!

Anything beyond basic first aid will be escalated to a local medical practice near to our accommodation. The WSJ2023 site has comprehensive medical facilities available 24/7 for the duration of the Jamboree.

- The number of days of medication you are away for, plus 5 extra days worth, for delayed flights etc. **NO MORE or you will be turned away at customs**
  - We are clarifying this information at the next Heads of Contingent Meeting, but that is the current law
  - If you are travelling on pre/post the jamboree, i.e., independent travel, you are permitted to carry more, you just need to have a copy of your itinerary/plane tickets etc.
- We will be in contact in late May/June to assist you in applying for medication visa

### General Information

- It is recommended to carry all medications in carry-on, with letters etc
- Never share medications with others, even if they have the same symptoms
- **WSJ2023 is not a time to take a holiday from your medication.** There will be many physical/mental challenges that require focus and attention. We need you to be functioning at your best to ensure we all have a great time.

## EpiPens

All participants with anaphylaxis need to pack two EpiPens for the trip (with sticker and letter as above), as well another script for replacements if required. Please ensure you have an EpiPen with you at all times while we are away. Insulated EpiPen cases can be purchased online, which will help protect the epipens in the anticipated hot Jamboree conditions.

## Privacy/Showering

At no stage during the Jamboree should you be in a position that you feel uncomfortable, if you do not feel comfortable showering in the provided showers there will be the opportunity to shower in the limited number of single showers rooms that are provided for cultures where nudity is taboo, usually for religious reasons.

If you would like to discuss this please email Stephen and Lloyd, [privacy@wsj2023.scouts.com.au](mailto:privacy@wsj2023.scouts.com.au), for Two Deep Leadership reasons this is a shared email address. Any discussions you may have will always have both Stephen and Lloyd (or Matt (Welfare Director)). We also encourage you to have your parent(s) on the call as well.

## Update Your Medical Details

We rely heavily on the details you put into the online registration system (OLEMS) in order to keep you well. Please keep updating the system with any changes to dietary or medical conditions. For complex medical/dietary discussions, please contact the Contingent Welfare Director - Matt directly on 0431 164 482.

If you have a significant medical condition including behavioural, anaphylaxis or severe allergies, please upload a management plan so we all clearly know what we can do to help you in case of an emergency.

## What else should I bring?

In addition to the Gear List on pages 14-15 of Newsletter 3B, don't forget the following items.

It will be very hot, humid and sunny in South Korea; bring your sunglasses, insect repellent, SPF 50+ water resistant sunscreen/lip protection and sunsmart swimwear.

You'll receive a water bottle at O-Day but a hydration pack/bladder may come in handy too if you have one. Our Contingent Backpack has been designed to hold a hydration pack/bladder, so you wish to bring one to put in your backpack you can, but please note, this must be emptied before you go through security.

## Know the local laws.....

Shared electric scooters are available in South Korea, however, **riding of scooters is banned for Australian Contingent Members**. IST members will not have the opportunity to ride them as you are required to go directly to the Jamboree site. Youth Members are not able to obtain an International Drivers Licence, and Korean law requires riders to have a driver's license.

<https://www.smartraveller.gov.au/destinations/asia/south-korea-republic-korea>

## How tough will it really be at WSJ2023?

The Jamboree site is huge - much bigger than any Jamboree site you would have been to already. There are multiple base camps, each base camp is bigger than Australian Jamboree. Each base camp has multiple sub camps which can be some distance away from many of the activities you are going to want to do and walking along tracks with over 50,000 other warm and friendly people is the only way to get there. We'll share some photos and stats with you at the O'Days.

Hopefully you've already started with some sort of fitness regime but if you haven't, it's not too late. Grab a phone app or a fitness watch and start building up your steps. Think about using stairs and looking for hills instead of avoiding them. If

you start now and build up you'll be ready for the big days and large site in South Korea where you may walk 20,000 steps a day or more to get to and from an awesome activity.

Everyone has long flights with some with multiple legs and stopovers so expect to be tired when you get to South Korea. Try to get some sleep on the plane and make sure you are tolerant and look after each other. Consider bringing cards, games or books to help you cope with layovers too. From the pre-jamboree experience on, make sure you pace yourself so you can enjoy the experience right up to the last day. This means getting adequate sleep and some down time. WSJ is a marathon, not a sprint



# Orientation Days and Future Newsletters

## Orientation Days (O-Days)

For the last time, (hopefully), we need to stress how important it is that you make sure you are attending the Orientation day for your area.

The O-Day will run for about 2 hours. Please wear your **full Scout Uniform**, including International scarf, to your O-Day (no hat is required).

Reminder - make sure the date is in your calendar so you don't miss out! **It is mandatory you attend!**

Due to how many attendees we have at each O-Day you can only bring **one parent** with you to the day. We understand you may want to bring the whole family but we cannot fit you in so please help us by respecting this **one parent** rule.

**Make sure you are on time to your O-Day as the session will start promptly at the displayed time. We recommend you arrive at least 30 minutes prior to your time listed below to find parking and take your seat.**

City	Day	Time	Date	Locations
Perth	Saturday	10am	6 May 2023	Scouts WA HQ
Adelaide	Sunday	10am	7 May 2023	Scouts SA Centre for Adventurous Activities, Anderson Avenue, Glenelg North
Canberra	Saturday - AM	10am	13 May 2023	Birrale Scout Hall
	Saturday - PM	2pm		
Sydney	Sunday - AM	10am	14 May 2023	UNSW Sydney Central Lecture Block 7
	Sunday - PM	2pm		
Brisbane	Saturday	11am	20 May 2023	Calamvale Community College
Cairns	Sunday	9am	21 May 2023	Kay Group, 48-52 Graham Street, Edmonton
Hobart	Saturday	9am	27 May 2023	Lindisfarne Scout Hall 3 Ford Parade, Lindisfarne
Melbourne	Sunday - AM	10am	28 May 2023	Kingswood College, 355 Station St, Box Hill
	Sunday - PM	2pm		
Online	Monday	8pm AEST	29 May 2023	N/A

\*All times are in local time unless otherwise stated.

## The Final Newsletter

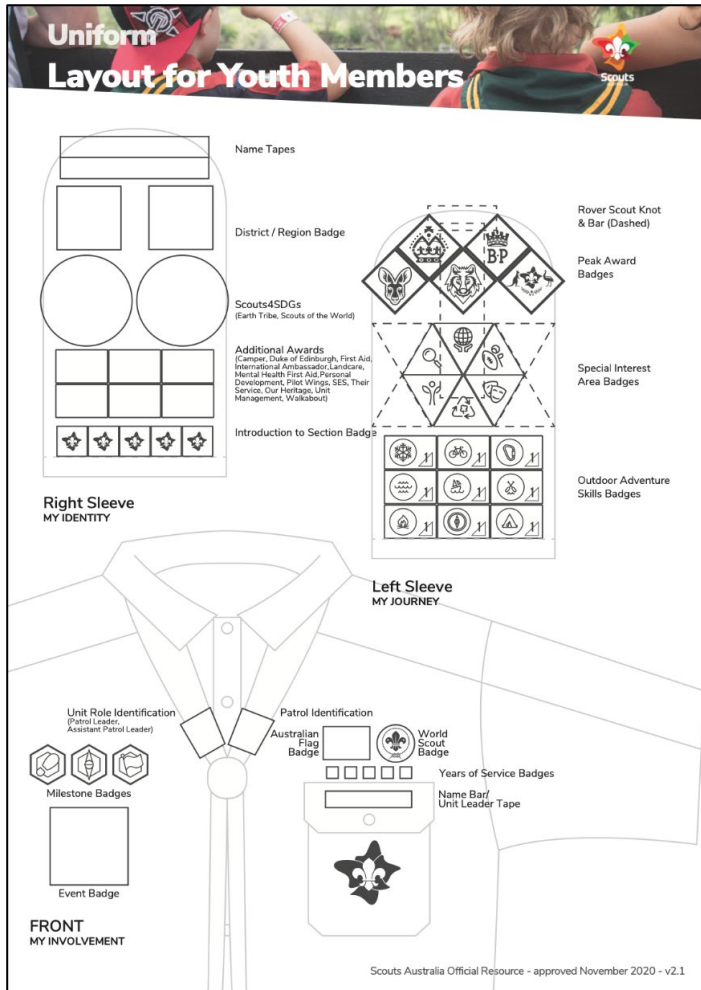
Our final Newsletter will be published in June 2023. All our newsletters contain vital information about the event. Please read and re-read the newsletters in the months leading up to the event, please **DO NOT ignore** them or decide to read them in July because it will be too late to organise yourself!!!

All newsletters will be distributed by email and will appear on Workplace and our website. Please ensure your email address is up to date in OLEMS so you receive these important updates.

# Uniform

When travelling to and from the Jamboree you are required to wear your Scout Uniform.

- Australian Scout Shirt (for your relevant section) - including Australian Contingent WSJ2023 Name Bar, (which is to be worn on your pocket opening - and will be issued at Your O-Day) and the Contingent Badge which needs to be sewn on the right hand side of your shirt under your Milestone Badges (if you are a Youth Member) - please remove all other event badges on the right hand side.
- Beige or Stone Coloured Pants or Skirt in line with the Scouts Australia National Uniform Policy.
- Scout Belt
- Black/Brown Boots or Shoes
- Australian Scarf tied with Friendship Knot
- Akubra Hat



Every Youth Member should only have **current Award Scheme Badges** on their Uniform, old program badges are not to be worn - unless you are in the Rover Scout section and you have completed your Peak Award.

You are representing Scouts Australia, so ensure you leave the public with a good impression. As you may be travelling up to 16 hours we suggest that for the longer flights you may wish to change into track pants and a t-shirt and then back into your uniform before you get off the plane.

## Your Time in Seoul

So once you arrive and settle into your accommodation in Seoul you've got 2 full days to explore the capital of South Korea. So what do you do?

If you're on Workplace chat, you can talk to our chatbot Milo! Milo is a chatbot designed to help you throughout the Jamboree. If you're curious as to the endless opportunities in the city, you can ask Milo for a map, with pins dropped on where to go. We will release more information on Milo later and he will be ready to talk with you soon.

We also wanted to give you the top 3 things to do in Seoul, which is included in your 48 hour pass! (All locations with the pass can be found [here](#)).

### Gyeongbokgung Palace

If you've never been to South Korea, we can't recommend this place enough!


Built in 1395, Gyeongbokgung Palace is commonly referred to as the Northern Palace because its location is furthest north when compared to the neighboring palaces of Changdeokgung (Eastern Palace) and Gyeonghuigung (Western Palace). Gyeongbokgung Palace is arguably the most beautiful, and remains the largest of all five palaces.

Open from 9am with free admission from your pass, here you can take a tour of the palace. For more info visit - [http://www.royalpalace.go.kr:8080/html/eng\\_gbg/main/main.jsp](http://www.royalpalace.go.kr:8080/html/eng_gbg/main/main.jsp)



## Lotte World Adventure

Lotte World contains the indoor Lotte World Adventure theme park, the outdoor Magic Island theme park, as well as an ice skating rink, shopping mall, and a Korean folk museum. This complex has something for everyone and draws large crowds over the weekends. Go on rides such as the bungee drop, Gyro swing, Atlantis, Comet Express, and Flume ride. At night, the park comes alive with an exciting multimedia night parade designed by the Cirque du Soleil team.



Available from 10am.

Please note if you are on the Post Tour, you will be going to Lotte World as part of the Post Tour, so you may choose to explore other things in Seoul.

For more info visit - <https://adventure.lotteworld.com/eng/main/index.do>

## Air and Space Museum (City)

'Nature Labs' is a content creative group that oversees planning, composition, production, sales, marketing, and operation of cultural contents.

The labs carry out domestic and international exhibition projects using various contents, and operate 'Café Naturelabs' that incorporates media art and 'Photobox', an unmanned studio.

Open daily from 10am.

For more info visit -

<https://naturelabs.co.kr/>





# IST Update - A Message from Marlene

## Job Preferences

With the release of the Job Preference guide, the Jamboree is feeling much closer. The IST Job Catalogue was made live on OLEMS on 13th February. With a total of 128 members of our IST Team we only have 22 members who have not uploaded requests. This is a fantastic effort and shows how dedicated you all are. If you have not yet been able to get this finalised, please do so by **10th April**, at the latest. Every effort is being made to finalise this process while at the same time recognising there may be a few who arrive at the Jamboree site not knowing their IST role.

We also recognise there may be some IST assignments that prove unsatisfactory and we will endeavour to ensure these assignment challenges are addressed (no promises).

I will be accessible as much as possible once the Jamboree is underway. Each day I will have scheduled times where you will be able to meet with me at World Jamboree Australian Contingent Headquarters to discuss the successes and challenges of your experiences.



## Support Network

Are you travelling with the Contingent or travelling independently and arriving early? There have been some requests for some Independent IST members to possibly catch up in Korea prior to the event. While we are unable to give out contact details, keep an eye on the IST Workplace for opportunities to meet some of your team beforehand.

With O-Days fast approaching, this will be another great opportunity to strike up some friendships prior to the great event. The earlier you strike up friendships prior to arriving in Korea, the more supported you will feel and will be while we are all there.

**Remember the Contingent Welfare Team is there for you as well.**

## Personal Care

I trust you are getting your fitness in check, as some of your roles can be quite demanding, and depending on your individual role there could be significant walking and/or exertion involved. Check (and recheck) you have everything required for a safe and enjoyable World Jamboree experience. I look forward to meeting you all soon.

# How to Access Workplace

As a contingent we will be using Workplace more frequently to provide key updates and information about the Jamboree. If you haven't set up your Workplace account yet, then now is a great time to do so.



workplace

from  Meta

Don't miss out on hearing about exciting updates (e.g. which Jamboree Unit you are in) because you haven't set up your account.

Every Contingent Member and your Parent/Carer (if you are a Youth Member) now have access to Workplace. You can login today by heading to [scoutsaustralia.workplace.com](https://scoutsaustralia.workplace.com) and using the details below.

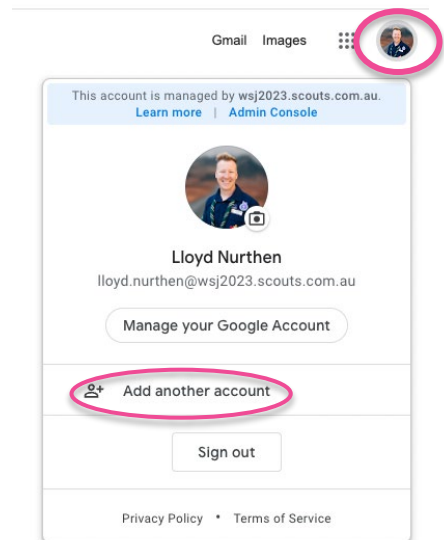
Everyone has been issued with a unique Google login address [nnnnn@member.wsj2023.scouts.com.au](mailto:nnnnn@member.wsj2023.scouts.com.au) (where nnnnn is your ID Number of your WSJ2023 Application).

Parent/s or carer of youth members have also been issued with an account and this will be in the format of [nnnnn@parent.wsj2023.scouts.com.au](mailto:nnnnn@parent.wsj2023.scouts.com.au). Parents are encouraged to download the app and use their allocated login only. This allows us to separate messages directly to Parents or Youth Members with confidence, so we know the message is reaching the correct person. For example, it is not helpful sending an urgent reminder to Youth Members about activities during the event if the Parent is receiving the message back in Australia!

The initial password for both the Contingent Member and Parent/Carer Account is in the format of your Branch as selected in your Application, a dot . and your Scout Membership Number (not your WSJ ID number). For example **NSW.1234345** - you will be asked to change this on your first login.

Please note your Initial Password is Case Sensitive. For example, if you are from Victoria or Queensland, the initial part of your password will be Vic or Qld respectively.

We have received a lot of queries about people getting an error saying **app\_not\_configured\_for\_user** this may be the case if you already have another Google Account. Please go to [google.com](https://google.com) and click on your profile image/initial at the top right and click add another account. This is where you can enter your WSJ2023 Username and you will then be logged in.



Please then go back to [scoutsaustralia.workplace.com](https://scoutsaustralia.workplace.com) and enter the Username again and you will be able to choose your WSJ2023 account, which will then put you into Workplace. If you are getting the same error on your mobile phone, please go to the browser and follow the same instructions.

If you have any questions, or issues with setting up your account, please email us at [workplace@wsj2023.scouts.com.au](mailto:workplace@wsj2023.scouts.com.au)